

GLOBALMEET FOR IPHONE

RELEASE 2.0

Thank you for installing GlobalMeet® for iPhone®. The GlobalMeet app allows you to instantly host or join a meeting by making a few simple taps on your screen. Just download from the App StoreSM and go.

This release includes product enhancements and fixes to issues reported by our customers.

SUMMARY OF CHANGES

NEW FEATURES AND ENHANCEMENTS

Release 2.0 includes the following new features and enhancements to the GlobalMeet app.

- GlobalMeet Setup. The layout and fonts on the Account Holder and Guest sign-in screens have been updated.
- Guest Notifications. The app can now alert you when guests join or leave your meeting.
- The GlobalMeet app icon has been updated to the iOS 9 look.



Examples of new features and updates are provided [later in this note](#).

BUG FIXES

This release also addresses the following issue:

- Meeting Invites. The meeting invitation Subject line is now included in the ICS file.

SYSTEM REQUIREMENTS

The GlobalMeet app can be used on iPhone 4 devices running iOS 7 and iPhone 4S or later devices running iOS 7 or later.

You must have an active Internet connection to use the GlobalMeet app, either through your wireless carrier's 3G/4G/LTE network or via Wi-Fi.

RELEASE AVAILABILITY

GlobalMeet for iPhone can be downloaded from the App Store. Users who already installed the app will be prompted to upgrade.

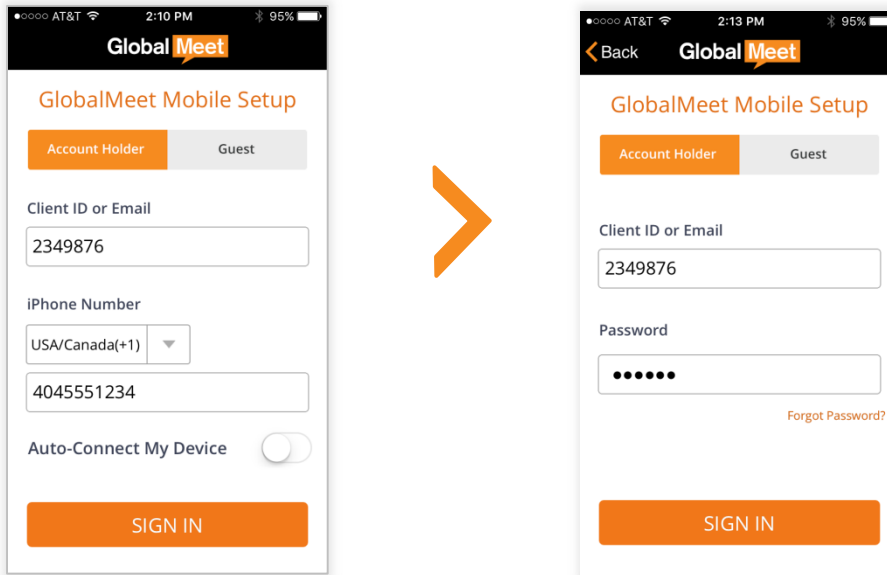
Release 2.0 was released to the App Store on December 28, 2015.

NEW FEATURES AND ENHANCEMENTS

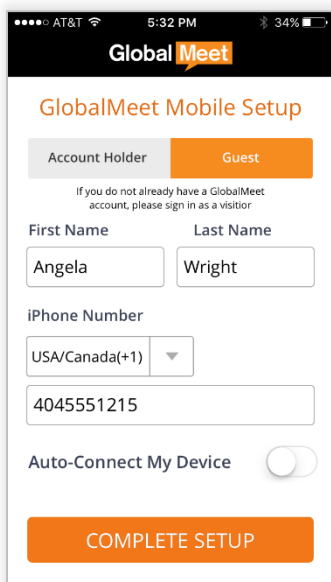
UPDATED SIGN-IN FLOW

The layout and fonts on the Account Holder and Guest setup screens have been updated.

Account Holders. Enter your Email Address or Client ID and iPhone Number, tap SIGN IN, and then enter your password.



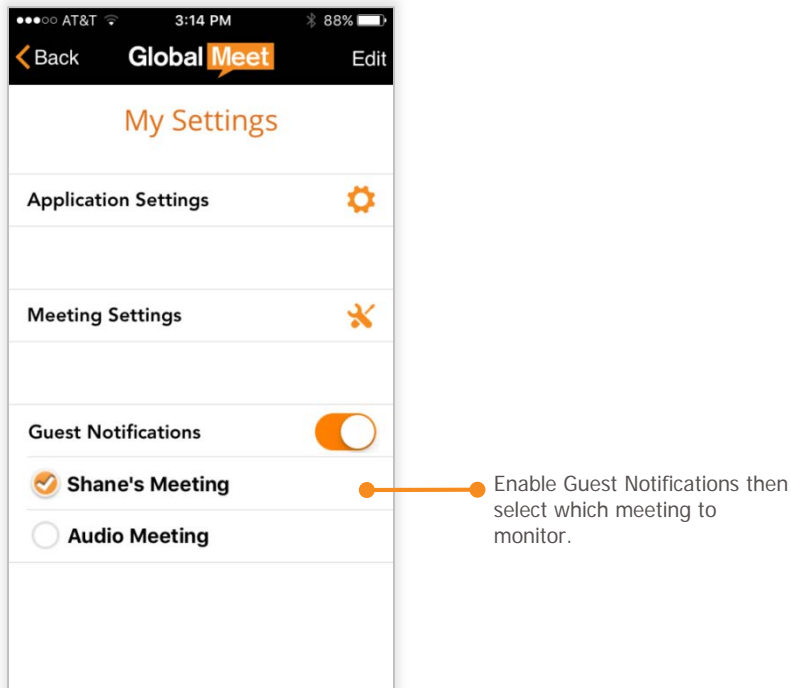
Guests. Enter your First and Last Name and iPhone Number.



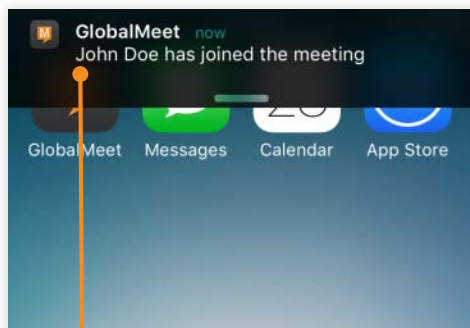
NOTIFICATIONS WHEN GUESTS JOIN OR LEAVE YOUR MEETING

GlobalMeet for iPhone can alert you when guests join or leave your meeting.

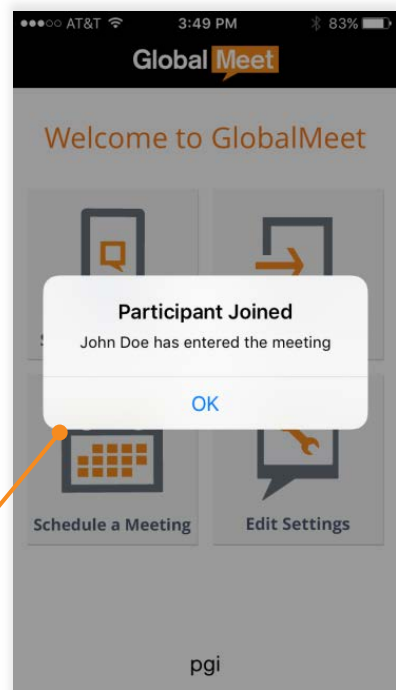
To enable guest notifications, go to Edit Settings on the home screen. On the My Settings screen, set Guest Notifications to on. If you have more than one meeting, select the meeting to watch for visitors.



When guests join or leave the meeting that you are monitoring, GlobalMeet notifies you. Tap the notification to open the GlobalMeet app, where you can join your meeting.



Tap the notification...



...to open the app and join your meeting.